

WH BK

## Smart combo

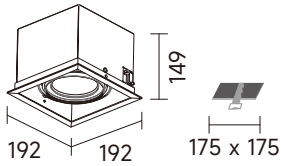
- Multiple combo designed in trim with frame and Trimless without frame.
- Large size with 31w LED light source, free direction with 30 degree tilt.
- By removing front ring designed to install accessories easily.
- Medium to wide flood optics are available.



32°

# Smart combo trim

DALI TRIAC LED IP20 0-10V RA>80 RA>90



CODE	Watts	CCT	Beam	Lumen
83411T-102M	10W	WL 2700K	24°	588 lm
83411T-103M	10W	WL 3000K	24°	607 lm
83411T-104M	10W	NL 4000K	24°	667 lm
83411T-312M	31W	WL 2700K	24°	2512 lm
83411T-312L	31W	WL 2700K	38°	2512 lm
83411T-312W	31W	WL 2700K	56°	2512 lm
83411T-313M	31W	WL 3000K	24°	2590 lm
83411T-313L	31W	WL 3000K	38°	2590 lm
83411T-313W	31W	WL 3000K	56°	2590 lm
83411T-314M	31W	NL 4000K	24°	2849 lm
83411T-314L	31W	NL 4000K	38°	2849 lm
83411T-314W	31W	NL 4000K	56°	2849 lm

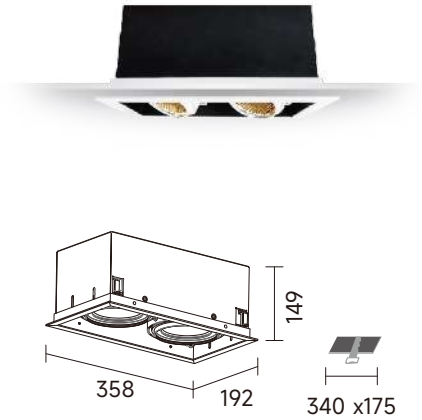
TRIAC G53 IP20

CODE	Watts
83411TC	100W

TRIAC E27 IP20

CODE	Watts
83411TD	70W

DALI TRIAC LED IP20 0-10V RA>80 RA>90



CODE	Watts	CCT	Beam	Lumen
83412T-202M	10W * 2	WL 2700K	24°	1178 lm
83412T-203M	10W * 2	WL 3000K	24°	1215 lm
83412T-204M	10W * 2	NL 4000K	24°	1336 lm
83412T-622M	31W * 2	WL 2700K	24°	5024 lm
83412T-622L	31W * 2	WL 2700K	38°	5024 lm
83412T-622W	31W * 2	WL 2700K	56°	5024 lm
83412T-623M	31W * 2	WL 3000K	24°	5180 lm
83412T-623L	31W * 2	WL 3000K	38°	5180 lm
83412T-623W	31W * 2	WL 3000K	56°	5180 lm
83412T-624M	31W * 2	NL 4000K	24°	5698 lm
83412T-624L	31W * 2	NL 4000K	38°	5698 lm
83412T-624W	31W * 2	NL 4000K	56°	5698 lm

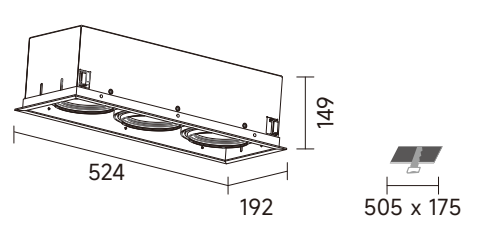
TRIAC G53 IP20

CODE	Watts
83412TC	100W*2

TRIAC E27 IP20

CODE	Watts
83412TD	70W*2

DALI TRIAC LED IP20 0-10V RA>80 RA>90



CODE	Watts	CCT	Beam	Lumen
83413T-302M	10W * 3	WL 2700K	24°	2315 lm
83413T-303M	10W * 3	WL 3000K	24°	2387 lm
83413T-304M	10W * 3	NL 4000K	24°	2625 lm
83413T-932M	31W * 3	WL 2700K	24°	7536 lm
83413T-932L	31W * 3	WL 2700K	38°	7536 lm
83413T-932W	31W * 3	WL 2700K	56°	7536 lm
83413T-933M	31W * 3	WL 3000K	24°	7770 lm
83413T-933L	31W * 3	WL 3000K	38°	7770 lm
83413T-933W	31W * 3	WL 3000K	56°	7770 lm
83413T-934M	31W * 3	NL 4000K	24°	8547 lm
83413T-934L	31W * 3	NL 4000K	38°	8547 lm
83413T-934W	31W * 3	NL 4000K	56°	8574 lm

TRIAC G53 IP20

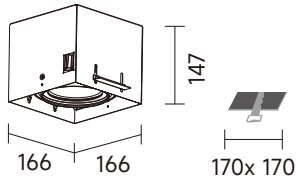
CODE	Watts
83413TC	100W*3

TRIAC E27 IP20

CODE	Watts
83413TD	70W*3

# Smart combo trimless

DALI TRIAC LED IP20 0-10V RA>80 RA>90



CODE	Watts	CCT	Beam	Lumen
83411S-102M	10W	WL 2700K	24°	588 lm
83411S-103M	10W	WL 3000K	24°	607 lm
83411S-104M	10W	NL 4000K	24°	667 lm
83411S-312M	31W	WL 2700K	24°	2512 lm
83411S-312L	31W	WL 2700K	38°	2512 lm
83411S-312W	31W	WL 2700K	56°	2512 lm
83411S-313M	31W	WL 3000K	24°	2590 lm
83411S-313L	31W	WL 3000K	38°	2590 lm
83411S-313W	31W	WL 3000K	56°	2590 lm
83411S-314M	31W	NL 4000K	24°	2849 lm
83411S-314L	31W	NL 4000K	38°	2849 lm
83411S-314W	31W	NL 4000K	56°	2849 lm

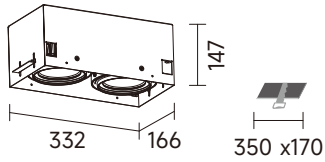
TRIAC G53 IP20

CODE	Watts
83411SC	100W

TRIAC E27 IP20

CODE	Watts
83411SD	70W

DALI TRIAC LED IP20 0-10V RA>80 RA>90



CODE	Watts	CCT	Beam	Lumen
83412S-202M	10W * 2	WL 2700K	24°	1178 lm
83412S-203M	10W * 2	WL 3000K	24°	1215 lm
83412S-204M	10W * 2	NL 4000K	24°	1336 lm
83412S-622M	31W * 2	WL 2700K	24°	5024 lm
83412S-622L	31W * 2	WL 2700K	38°	5024 lm
83412S-622W	31W * 2	WL 2700K	56°	5024 lm
83412S-623M	31W * 2	WL 3000K	24°	5180 lm
83412S-623L	31W * 2	WL 3000K	38°	5180 lm
83412S-623W	31W * 2	WL 3000K	56°	5180 lm
83412S-624M	31W * 2	NL 4000K	24°	5698 lm
83412S-624L	31W * 2	NL 4000K	38°	5698 lm
83412S-624W	31W * 2	NL 4000K	56°	5698 lm

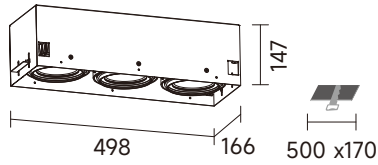
TRIAC G53 IP20

CODE	Watts
83412SC	100W*2

TRIAC E27 IP20

CODE	Watts
83412SD	70W*2

DALI TRIAC LED IP20 0-10V RA>80 RA>90



CODE	Watts	CCT	Beam	Lumen
83413S-302M	10W * 3	WL 2700K	24°	2315 lm
83413S-303M	10W * 3	WL 3000K	24°	2387 lm
83413S-304M	10W * 3	NL 4000K	24°	2625 lm
83413S-932M	31W * 3	WL 2700K	24°	7536 lm
83413S-932L	31W * 3	WL 2700K	38°	7536 lm
83413S-932W	31W * 3	WL 2700K	56°	7536 lm
83413S-933M	31W * 3	WL 3000K	24°	7770 lm
83413S-933L	31W * 3	WL 3000K	38°	7770 lm
83413S-933W	31W * 3	WL 3000K	56°	7770 lm
83413S-934M	31W * 3	NL 4000K	24°	8547 lm
83413S-934L	31W * 3	NL 4000K	38°	8547 lm
83413S-934W	31W * 3	NL 4000K	56°	8574 lm

TRIAC G53 IP20

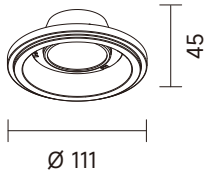
CODE	Watts
83413SC	100W*3

TRIAC E27 IP20

CODE	Watts
83413SD	70W*3

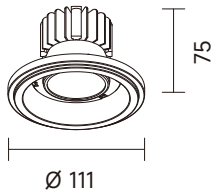
# JL-AR111

TRIAC LED IP20 RA>80 RA>90



CODE	Watts	CCT	Beam	Lumen
JL-AR111-A2	5W	WL 2700K	24°	388 lm
JL-AR111-A3	5W	WL 3000K	24°	400 lm
JL-AR111-A4	5W	NL 4000K	24°	440 lm

TRIAC LED IP20 RA>80 RA>90



CODE	Watts	CCT	Beam	Lumen
JL-AR111-B2	10W	WL 2700K	24°	588 lm
JL-AR111-B3	10W	WL 3000K	24°	607 lm
JL-AR111-B4	10W	NL 4000K	24°	667 lm